



STRETCH YOUR IMAGINATION
TO EXPERIENCE THE
POSSIBILITIES WITH STARON.

TIMELESS BEAUTY

From intricately detailed veining to lustrous muted waves

The upgraded **Supreme Collection** draws its inspiration from the timeless allure of marble, featuring the mesmerizing movements and intricate crack patterns found in nature. Each exquisite design captures the authentic colors and detailed patterns of genuine stone. Delivering an impeccably smooth surface with timeless elegance.

Experience the timeless charm of Downy Grey with deep textures and enduring design with various light performances. Downy Cream and Downy Dove embrace the touch of tranquility to your interior design with feather-like soft colors and subtle patterns.

Find the beauty and practicality in one surface for your next project.

Discover our superior surfaces in the new **Supreme Collections**.

APPLICATIONS

- Examination rooms
- Nurses' stations
- Countertops / Vanity tops
- Lavatories and public restrooms
- Contract furniture / Conference tables
- Reception desks
- Transaction counters
- Food service and beverage counters
- Displays and fixtures
- Window sills / Wall caps

PRODUCT DIMENSIONS

COLLECTION	THICKNESS	WIDTH	LENGTH
Solid, Sanded, Aspen, Pebble, Quarry, Metallic, Tempest, Supreme	12mm (1/2")	760mm (30")	3,680mm (145")
Solid, Sanded, Aspen, Metallic	6mm (1/4")	760mm (30")	2,500mm (98")

STARON® 10-YEAR LIMITED WARRANTY

The 10-year warranty applies to Staron®, Tempest and Supreme Collection products that have been installed in an interior, commercial-use or residential application. For more details, please consult with your Staron® products distributor, or visit www.staron.com

DISCLAIMER

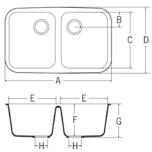
The information contained herein is provided by LOTTE CHEMICAL Co., Ltd. and LOTTE Chemical California INC. for information purposes only and should be used by individuals with technical experience and knowledge in the area. LOTTE CHEMICAL Co., Ltd. does not make any representation or warranties of the usefulness or expected result of the information, and does not assume any responsibility whatsoever related to the use of the information. Exclusion of the implied warranties may not apply in certain jurisdictions. LOTTE Chemical California INC. is a subsidiary of LOTTE CHEMICAL Co., Ltd.

SINKS & BOWLS

Staron solid surface sinks and bowls can be installed together with the all-acrylic sheet to achieve a seamless appearance and more smooth and polished fit. The continuous transition from sink to surface leaves no seams for bacteria or mold to accumulate

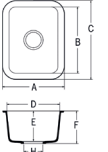
KITCHEN / UTILITY SINKS

A2311



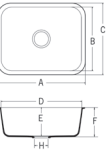
A 31.25in (794mm)
B 4.33in (110mm)
C 16.57in (421mm)
D 18.93in (481mm)
E 13.70in (348mm)
F 9.25in (235mm)
G 9.84in (250mm)
H 3.54in (90mm)

A1121



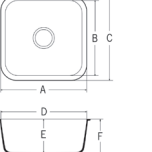
A 12.83in (326mm)
B 14.01in (356mm)
C 16.37in (416mm)
D 10.47in (266mm)
E 6.49in (165mm)
F 7.08in (180mm)
H 3.54in (90mm)

A1231



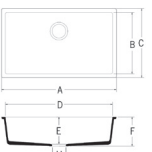
A 23.30in (592mm)
B 16.61in (422mm)
C 18.97in (482mm)
D 20.94in (532mm)
E 7.36in (187mm)
F 7.95in (202mm)
H 3.54in (90mm)

A1181



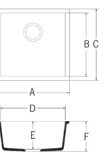
A 18.11in (460mm)
B 15.75in (400mm)
C 18.11in (460mm)
D 15.75in (400mm)
E 8.18in (208mm)
F 8.85in (225mm)
H 3.54in (90mm)

B3290



A 29.52in (750mm)
B 15.75in (400mm)
C 17.64in (450mm)
D 27.48in (700mm)
E 7.28in (185mm)
F 7.87in (200mm)
H 3.54in (90mm)

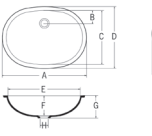
B3180



A 17.67in (450mm)
B 15.75in (400mm)
C 17.67in (450mm)
D 15.75in (400mm)
E 6.89in (175mm)
F 7.48in (190mm)
H 3.54in (90mm)

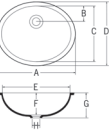
LAVATORY SINKS / BASINS

A3211



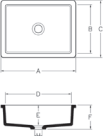
A 21.57in (548mm)
B 3.38in (86mm)
C 14.01in (356mm)
D 15.59in (396mm)
E 20.00in (508mm)
F 6.14in (156mm)
G 6.81in (173mm)
H 1.77in (45mm)

A3181



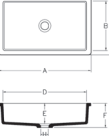
A 18.18in (462mm)
B 3.70in (94mm)
C 13.22in (336mm)
D 14.80in (376mm)
E 16.61in (422mm)
F 5.47in (139mm)
G 6.14in (156mm)
H 1.77in (45mm)

B3150



A 16.81in (427mm)
B 10.94in (278mm)
C 12.87in (327mm)
D 14.88in (378mm)
E 4.57in (116mm)
F 5.43in (138mm)
H 1.77in (45mm)

B3190

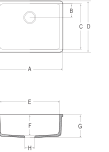


A 20.63in (524mm)
B 10.94in (274mm)
C 12.87in (327mm)
D 18.66in (474mm)
E 4.57in (116mm)
F 5.43in (138mm)
H 1.77in (45mm)

and grow, making Staron's non-porous solid surfaces as the most desirable choice for hygienic interior commercial applications. Staron sinks come in five following colors in sixteen popular models:

NEW

B1212



A 22.87in (581mm)
B 4.8in (122mm)
C 15.74in (400mm)
D 17.75in (451mm)
E 20.86in (530mm)
F 7.28in (185mm)
G 7.87in (200mm)
H 3.54in (90mm)

B1177



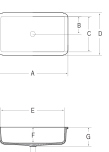
A 17.71in (450mm)
B 4.72in (120mm)
C 17.71in (450mm)
D 19.68in (500mm)
E 15.74in (400mm)
F 7.28in (185mm)
G 7.87in (200mm)
H 3.54in (90mm)

B1160



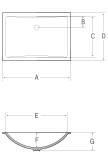
A 17.32in (440mm)
B 4.4in (112mm)
C 15.74in (400mm)
D 17.32in (440mm)
E 15.74in (400mm)
F 11.81in (300mm)
G 12.79in (325mm)
H 3.54in (90mm)

B3200



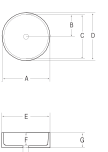
A 21.65in (550mm)
B 5.51in (140mm)
C 11.02in (280mm)
D 12.99in (330mm)
E 19.68in (500mm)
F 4.72in (120mm)
G 5.51in (140mm)
H 1.73in (44mm)

B3192



A 20.86in (530mm)
B 3.5in (89mm)
C 12.59in (320mm)
D 14.56in (370mm)
E 18.89in (480mm)
F 4.76in (121mm)
G 5.55in (141mm)
H 1.73in (44mm)

A3148



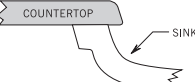
A 14.8in (376mm)
B 6.88in (175mm)
C 13.77in (350mm)
D 14.8in (376mm)
E 13.77in (350mm)
F 3.81in (97mm)
G 4.52in (115mm)
H 1.73in (44mm)

MOUNTING OPTIONS

Seam mount



Under mount




COLOR OPTIONS



Bright White
BW010




Pearl SP011



Ivory SI040



Pure white
SP016



Quasar White
SQ019




staron®
Solid Surfaces
Your Design Solution

COLORS OF STARON

SUPREME




Arctic White VA311 Morning Sky VM114



Cotton White VC110 Delphi VD111



DownyWhite SF100 Tranquil VT115




Downy Cream VC343 Snowfall VS324



Rotor Cloud VR322 Downy Dove SP105




Downy Grey VG321 Flux VF113




Reno VR184 Latte Cream VL343




Ocean View VO171 Beige Granite VB172



Magnolia VM143 Natural Bridge VN144



Dandelion VD175 Loam VL155



Cloudbank VC118 Dawn VD126



Urban Grey VU127 Ash Concrete VA129 Grigio Concrete VG180

NEW ECLIPSE

Exemplifying durability through the exclusive use of individual sand chips. Enhanced with fine delicate particles to subtly shimmer at different angles.



Eclipse White SW412 Eclipse Luna SL477 Eclipse Cream SC444

NEW STUCCO

Moving beyond the typical blend of large and small chips, our design cultivates a serene atmosphere. The base features a subtle, feather-like pattern with occasional inclusion of semi-transparent chips, creating a visual effect reminiscent of finely embedded pebbles in a polished wall.



Stucco Cotton NC912 Stucco Angora NA972 Stucco Earth NE945

NEW TEMPEST STELLA

The previously flashy identity of the Tempest was left behind, creating a sense of luxury that is not burdensome by combining the colors commonly used in interior design. Utilizing a foundation of White, with complementary additions of Beige and Grey.




Lyra FL175 Vela FV126 Grus FG188

QUARRY




Mosaic Dalmatian QD212 Mosaic Nimbus QN287 Quarry Oyster TO310




Quarry Ridge QR278 Quarry Greige QG229 Quarry Starred(N) QS288

TEMPEST



Peak FP100 Coconut FC112 Confection FC116

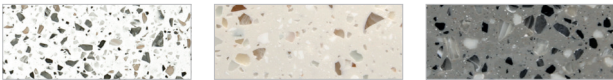


Horizon FH114 Whippoorwill FW145 Glimmer FG144




Caraway FC155 Igneous FI187 Radiance(Shimmer) FR148

TERRAZZO



Terrazzo Venezia NT150 Terrazzo Bologna NT970 Terrazzo Torino NT981

SOLID



Quasar White SQ019 Pure white SP016 Bright White BW010



Pearl SP011 Ivory SI040 Ultramarine SU067



Forest SF061 Piano Black GP790

SANDED




Sanded Birch SB412 Sanded Icicle SI414 Sanded Cream SM421




Sanded Linen SL443 Sanded Sahara SS440 Sanded Gold Dust SG441



Sanded Cornmeal SC433 Sanded Vermillion SV430 Sanded Mocha SM453



Sanded Chestnut SC457 Sanded White Pepper WP410 Sanded Grey SG420




Sanded Tundra ST482 Sanded Taupe ST486 Sanded Onyx SO423

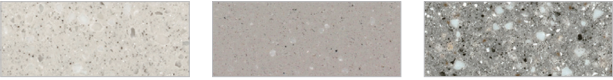
PEBBLE




Pebble Frost PF812 Pebble Swan PS813 Pebble Saratoga PS820



Pebble Chiffon PC842 Pebble Gold PG840 Pebble Seastar PS843



Pebble TeaRose PT845 Pebble Boulder PB852 Pebble Grey PG810




Pebble Blue PB870 Collina Urbanity PU886


ASPEN



Aspen Eggshell AE642 Aspen Lily AL645 Aspen Cliff AC652



Aspen Pepper AP640 Aspen Brown AB632 Aspen Snow AS610



Aspen Alder AA625 Aspen Concrete AC629

METALLIC



Metallic Yukon EY510

EVERMOIN (ULTRA-HYGIENIC)



Evermoin Angel White MA020

Eco-Friendly Materials, Staron

Printed representation of colors may vary from actual samples. Please review actual sample prior to selection. • To view new colors in greater detail, please visit www.staron.com

Translucent Exterior Material Ultra-Hygienic Eco-Friendly

