

# Characteristics of Cirrus & Coastal Collection

## Recommended fabrication and installation instructions when handling special patterns of the Cirrus & Coastal collection

- ✓ Special patterns might vary on each side (top, bottom and cross section).
- ✓ The patterns may be different depending on the thickness of the product.
- ✓ The size and dispersion of patterns might be irregular even within the same slab.
- ✓ Configure additional material loss for color matching before placing an order.
- ✓ Coastal collection is not recommended for flooring in heavy traffic areas.
- ✓ Due to the small particles in the raw material, abrasion resistance is lower than a normal product

**Cirrus collection**



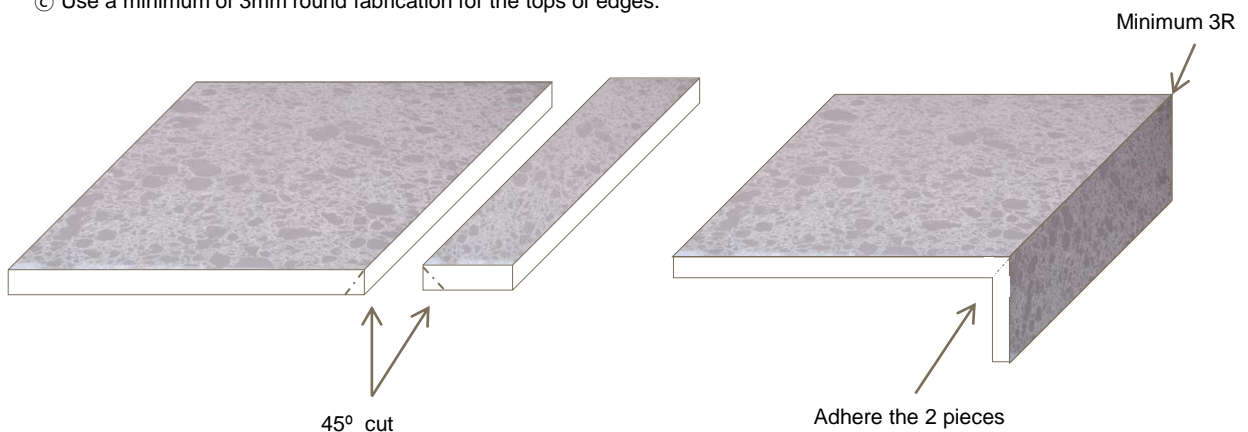
**Coastal collection**



### • Edge profile

To achieve continuous pattern flow from the top to the sides of edges, we recommend using a 45 degree miter joint construction.

- a) Cut the back side of the joint edges using a 45 degree saw.
- b) Adhere the 45 degree beveled edges together to create a 90 degree angle.
- c) Use a minimum of 3mm round fabrication for the tops of edges.




# Characteristics of Cirrus & Coastal Collection


45 ° miter edge profile




Laminated edge profile



Laminated seam



45 ° laminated seam)



## • Notice

Design of the Cirrus & Coastal collection is comprised of various sizes and irregular dispersion of dots and wave pattern. These irregular patterns could result in slight color variances and discontinued pattern on joint area will not be covered under the warranty.

*This Technical Bulletin is intended to provide guidelines for optimal fabrication, installation, and performance of LOTTE ADVANCED MATERIALS products mentioned. Though the information contained herein is deemed reliable, none of the contents--including but not limited to the instructions, techniques, graphics, and recommendations--is to be understood as implying legal liability of fitness for a specific purpose, any other type of warranty, or being complete or absolute in its range and nature of information.*

*Depending on the user's particular application, all necessary measures must be taken to verify and test the adequacy for such needs or application. Any information or recommendation herein is strictly for purposes of reference and as such, LOTTE ADVANCED MATERIALS assumes no responsibility for its suitability or accuracy or the use of such information for products other than LOTTE ADVANCED MATERIALS Staron<sup>®</sup> solid surfaces & Radianz<sup>®</sup> quartz surfaces.*